

20 September 2021

Dear Parent,

Year 14 Parent-Teacher consultation- Online Appointment Booking

I would like to invite you to attend our Parents-Teacher consultation on Thursday 30th September from 0915 -1100. This will provide an opportunity to discuss progress made last year and inform you about the year ahead. Your son/daughter may also attend.

The school has introduced a new intuitive and easy to use online appointment booking system. This allows you to choose your own appointment times with teachers and you will receive an email confirming your appointments. We are confident this will be an improvement to the previous system and welcome any feedback.

Appointments will be a maximum of seven minutes with each teacher and can be made from Tuesday 21st September 2021 at 0900 and will close on Tuesday 28th September 2021 at 1630. Should you wish to make any changes after this date please contact the school office.

Please visit <https://sperrincollege.schoolcloud.co.uk> to book your appointments. (A short guide on how to add appointments is included with this letter.) Login with the following information:

Student's First Name:

Student's Surname:

Student's Date of Birth:

If you do not have access to the internet, please contact the school office who will be happy to add appointments on your behalf.

Yours sincerely

Mr N Small
Senior Teacher

Parents' Guide for Booking Appointments

Browse to <https://sperrincollege.schoolcloud.co.uk/>

welcome to the sperrin college parents' evening booking system.
Appointments can be amended via a link from the email confirmation - please ensure your email address is correct.

Your Details

Title	First Name	Surname
Mrs	Rachael	Abbot

Email

rabbot4@gmail.com	Confirm Email
rabbot4@gmail.com	rabbot4@gmail.com

Student's Details

First Name	Surname	Registration Class
Ben	Abbot	11A

Step 1: Login

Fill out the details on the page then click the *Log In* button.

A confirmation of your appointments will be sent to the email address you provide.

Parents' Evening

This parents' evening is an opportunity to meet your child's teacher. Please enter the school via the main entrance and sign in at reception.

Click a date to continue:

Thursday, 16th March	>
Friday, 17th March	>

[I'm unable to attend](#)

Step 2: Select Parents' Evening

Click on the date you wish to book.

Unable to make all of the dates listed? Click *I'm unable to attend*.

Choose Booking Mode

Select how you'd like to book your appointments using the option below, and then hit Next.

Automatic
Automatically book the best possible times based on your availability

Manual
Choose the time you would like to see each teacher

[Next](#)

Step 3: Select Booking Mode

Choose *Automatic* if you'd like the system to suggest the shortest possible appointment schedule based on the times you're available to attend. To pick the times to book with each teacher, choose *Manual*.

Then press *Next*.

We recommend choosing the automatic booking mode when browsing on a mobile device.

Choose Teachers

Set the earliest and latest times you can attend, select which teachers you'd like to see, and then press the button to continue.

Choose earliest and latest times

14:00 14:36 15:24 16:12 17:00

Your availability: 14:00 - 17:00

Step 4: Select Availability

Drag the sliders at the top of the screen to indicate the earliest and latest you can attend.

Choose Teachers

If there is a teacher you do not wish to see, please untick them before you continue.

Ben Abbot

<input checked="" type="checkbox"/> Mr J Brown SEN20	<input checked="" type="checkbox"/> Mrs A Wheeler Class 11A
---	--

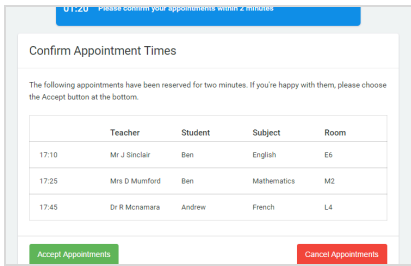
[Add a Teacher](#)

[Continue to Book Appointments](#)

Step 5: Choose Teachers

Select the teachers you'd like to book appointments with. A green tick indicates they're selected. To de-select, click on their name.

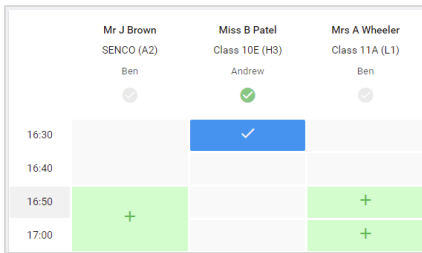
You may book other teachers not listed on the screen by clicking *Add a Teacher*.



Step 6: Book Appointments (Automatic)

If you chose the automatic booking mode, you'll see provisional appointments which are held for 2 minutes. To keep them, choose Accept at the bottom left.

If it wasn't possible to book every selected teacher during the times you are able to attend, you can either adjust the teachers you wish to meet with and try again, or switch to manual booking mode.

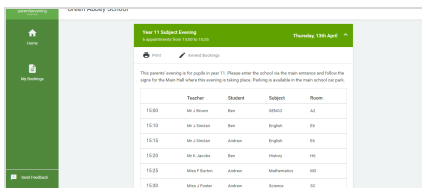


Step 7: Book Appointments

Click any of the green cells to make an appointment. Blue cells signify where you already have an appointment. Grey cells are unavailable. To change an appointment, delete the original by hovering over the blue box and clicking *Delete*. Then choose an alternate time.

You can optionally leave a message for the teacher to say what you'd like to discuss, or raise anything beforehand.

Once you're finished booking all appointments, at the top of the page in the alert box, press *click here* to finish the booking process.



Step 8: Finished

All your bookings now appear on the My Bookings page. An email confirmation has been sent and you can also print appointments by pressing *Print*. Click *Subscribe to Calendar* to add these and any future bookings to your calendar.

To change your appointments, click on *Amend Bookings*.